

SEEDS

Skill-based Educational Experiences Delivery System

BOOK #10

THE CAT IN THE HAT

**by
Dr. Seuss**

Materials

Vocabulary Word Cards

Box of Jumbo Crayons

Paper

No claim is made on those materials that are in the public domain.
©2013 Florida Institute of Education at the University of North Florida

Reproduction of these materials for resale or distribution is prohibited.



**FLORIDA INSTITUTE
OF EDUCATION**
at the University of North Florida

University of North Florida • University Center • 12000 Alumni Drive • Jacksonville, Florida 32224-2678
(904) 620-2496 • FAX (904) 620-2454 • <http://www.unf.edu/fie>

SEEDS

Session 1 - Steps to Success

The Cat in the Hat, Dr. Seuss

Preparation

- Become familiar with the book by reading it.
- Review the story questions.
- Review the Vocabulary Word Cards – *cat/hat, bump/jump, sunny/funny, fall/ball, dish/fish*.
- Read the Steps to Success session cards.
- You will need Vocabulary Word Cards, paper.

Introduction of Book

- Show the children the cover of the book and ask them to identify what is pictured on the front cover. Tell the children that the author of the book is Dr. Seuss. Tell them that Dr. Seuss has written many other books.
- Identify the title of the book and the author of the book.

Reading Aloud

- Tell the children that you will be reading a story about two children who could not play outside because it was raining. Tell them that they will be hearing many rhyming words. Rhyming words are words that have the same ending sound.
- Introduce the Vocabulary Word Cards – *cat/hat, bump/jump, sunny/funny, fall/ball, dish/fish*. Say the rhyming word pairs with the children.
- Match the Vocabulary Word Cards to the pictures as you read throughout the book.
- Begin reading the book. Read pages 1 through 35.
- **While reading the book**, ask the following questions:
 - After page 3 ask: Why did the two children have to sit in the house all day? (it was raining outdoors)
 - After page 7 ask: The children heard something that went bump and it made them jump. Who did they see? (Cat in the Hat)
 - After page 17 ask: What did the Cat in the Hat do with the fish in a dish? (held the fish up)
 - After page 19 ask: What were some of the things that the Cat in the Hat held up? (book, cup, cake, ball, rake, ship, fan)

After Reading

- **After reading** pages 1 through 35, ask the following questions:
 - What happened to the Cat in the Hat when he was holding all of the items? (he fell on his head)
 - Should the Cat in the Hat have been in the house when the mother was not home? (no) Why not?



Conversations and Vocabulary Development

- Activity 1** The Cat in the Hat played a game called **Fun-In-A-Box**. Describe what came out of the box.
- Activity 2** Show the children the following Vocabulary Word Cards: cat/hat, bump/jump, sunny/funny, fall/ball, dish/fish. Say the rhyming words with the children. Give each child one of the cards: hot, jump, funny, fall, dish. Read the following sentences and ask the children to fill in the rhyming words with their cards:
- I am a cat, and I wear a _____. (**hat**)
 - Something went bump, it made me _____. (**jump**)
 - The sun was sunny, it was so _____. (**funny**)
 - The cat stood on the ball, I hope he doesn't _____. (**fall**)
 - The fish was in the _____. (**dish**)

Conversations and Language Enhancement

- Activity 1** Open the book to different pages and point to different objects on the pages. Say the chant below and ask the children to take turns naming the identified object on each page.

Cat in the Hat

Cat in the Hat. What do you see?

I see a (_____) looking at me.

Continue turning the pages and asking the children to identify the objects.

- Activity 2** Call out the following word pairs. Ask the children to “jump” like a cat if the words rhyme.

cat-hat	wall-ball	up-down	fish-dish
name-game	cake-rake	not-have	wet-dry
man-fan	bump-jump	in-out	look-hook

- Activity 3** Place the following Vocabulary Word Cards on the table: cat/hat, bump/jump, sunny/funny, fall/ball, dish/fish. Say the rhyming word pairs with the children. Mix the cards up and ask the children to match the rhyming words.

SEEDS

Session 2 - Steps to Success

The Cat in the Hat, Dr. Seuss

Preparation

- Become familiar with the book by reading it.
- Review the story questions.
- Review the Vocabulary Word Cards – *cat/hat, bump/jump, sunny/funny, fall/ball, dish/fish*.
- Read the Steps to Success session cards.
- You will need Vocabulary Word Cards, box of crayons, paper.

Introduction of Book

- Show the children the cover of the book and ask them what the book is about (rhyming words). Ask them to tell you some rhyming words.
- Identify the title of the book and the author of the book.

Reading Aloud

- Show the children the following Vocabulary Word Cards: *cat/hat, bump/jump, sunny/funny, fall/ball, dish/fish*. Ask the children to say each of the rhyming word pairs.
- Begin reading the book. Read pages 36 through 61.
- **While reading the book**, ask the following questions:
 - What did Thing One and Thing Two like to do? (fly kites)
 - What would mother say if she saw all of the things that the kite bumped into in the house?
 - After page 47: When the fish looked out the window, what did he see? (mother on her way home)
 - After page 53: What did the boy do with his net? (he caught Thing One and Thing Two)
 - Why did the Cat in the Hat come back in the house in a big red car? (to clean up the mess)

After Reading

- **After reading the book**, ask the following questions:
 - In the story the boy and girl could not play outside because it was raining. What do you like to do inside when it is raining outside?
 - Why shouldn't Thing One and Thing Two fly kites in the house? (they will bump, thump, and hit items)
 - What were some of the things that the Cat in the Hat picked up in his big red car? (cake, rake, gown, milk, books, dish, fan, cup, ship, fish)

Conversations and Vocabulary Development

Activity 1 Show the children the following Vocabulary Word Cards: *cat/hat, bump/jump, sunny/funny, fall/ball, dish/fish*. Say the rhyming words with the children. Give the children one of the following cards: *hat, dish, fall, funny, jump*. Read the following sentences and ask the children to fill in the rhyming words with their cards:

- The cat wore a _____. (**hat**)
- There was a fish in the _____. (**dish**)
- I have a ball, I don't want it to _____. (**fall**)
- It is sunny, I think this is _____. (**funny**)
- The snake went bump, it made me _____. (**jump**)



- Activity 2** Place the Vocabulary Word Cards on the table. Say the rhyming word pairs with the children. Mix the cards up and ask the children to match the rhyming words.

Conversations and Language Enhancement

- Activity 1** Tell the children that you are going to be saying some rhyming words and you want them to think of other rhyming words for each of the words you say.

Rhyming Word List

cat	cake	jump	bed
ball	dog	fish	hop

- Activity 2** Ask the children to think of words that rhyme with the word *cat* to solve each of the riddles below. Show them the *cat* Vocabulary Word Card. Remind the children they have to answer with a word that rhymes with *cat*.

You sit on a _____. (**mat**)

On top of my head I wear a _____. (**hat**)

If you eat too much food you become _____. (**fat**)

You hit the softball with a _____. (**bat**)

- Activity 3** Place the black, red, green, brown, blue, and yellow crayons on the table. Sing the **Crayons Rhyme** song with the children. Ask them to touch the appropriate crayon that rhymes with the word that is named.

Crayons Rhyme

(Tune: I'm a Little Teapot)

So many colors of crayons for you.

The colors of the rainbow and people too.

But the one little crayon that rhymes with (**sack**),

It is my favorite crayon. It's the color (**black**).

Song Word List:

Sack (*black*), **bread** (*red*), **bean** (*green*), **frown** (*brown*), **shoe** (*blue*), **mellow** (*yellow*)

Continue singing the song using the **Song Word List** rhyming words.

Option: Give each child a piece of paper and a crayon to draw a picture of two items that rhyme.


- Activity 4** Remind the children that the book was about rhyming words. Give each child a topic and ask him/her to make up a full sentence describing the topic. If the child has difficulty, prompt by giving clues or say a sentence and ask the child to repeat the sentence.

Prompt 1 Describe what you think the children told their mother at the end of the story.


Prompt 2 What would you tell your mother if the Cat in the Hat came to your house?

Prompt 3 The children could not go out to play because it was raining. What do you like to do inside the house when it is raining?

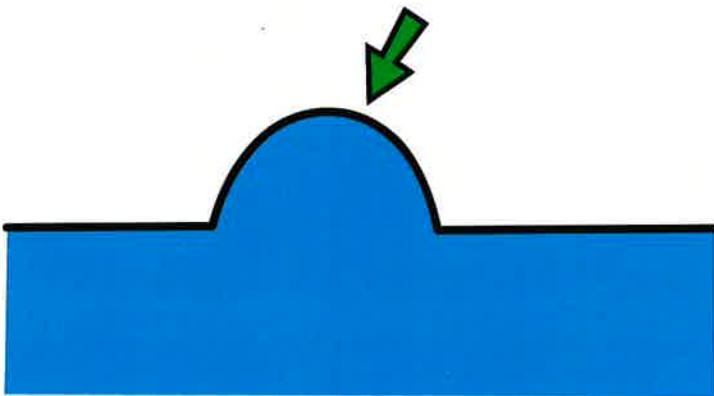
Vocabulary Word Cards



cat



hat



bump


Vocabulary Word Cards



jump




fall



ball


Vocabulary Word Cards



sunny




funny



dish

Vocabulary Word Cards



fish

