

# PreKindergarten SEEDS

Standards-based Educational Experiences Delivery System

## **BOOK #8**

### **HOW DO YOU KNOW IT'S FALL?**

by

**Lisa M. Herrington**

#### **Materials**

Vocabulary Word Cards

Shape Color Leaves Cards

How Do You Know It's Fall Picture

Paper, 3 Pencils

No claim is made on those materials that are in the public domain.  
©2016 Florida Institute of Education at the University of North Florida

Reproduction of these materials for resale or distribution is prohibited.



**FLORIDA INSTITUTE  
OF EDUCATION**  
*at the University of North Florida*

# SEEDS

## Session 1 - Steps to Success

*How Do You Know It's Fall?, Lisa M. Herrington*

### Preparation

- Become familiar with the book by reading it.
- Review the story questions.
- Review the Vocabulary Word Cards – *fall, leaves, chilly*.
- Read the Steps to Success session cards.
- You will need Vocabulary Word Cards, **How Do You Know It's Fall?** picture, **Shape Color Leaf** cards, paper, pencils.

### Introduction of Book

- Show the children the cover of the book and ask them to identify what is pictured on the front cover. Point to the colorful leaves, and ask the children to tell you what they are. Ask them to identify the colors they see. Ask the children what they think the two people are looking at. (leaves)
- Identify the title of the book and the author of the book.

### Reading Aloud

- Show the children the book and tell them that you will be reading a story about one of the seasons of the year. The name of the season is *fall*. Tell them that fall is the season where the leaves change colors and the weather gets chilly.
- Introduce the Vocabulary Word Cards – *fall, leaves, chilly*. Give a child-friendly definition for each word.
- Display the Vocabulary Word Cards to the pictures as you read throughout the book.
- Read pages 5 through 27. While reading, point to the pictures and summarize the statements in the book to help clarify the content.
- **While reading the book**, ask the following questions:
  - What happens to the leaves in the fall? (change colors and fall to the ground)
  - Why do some birds migrate? (fly to warmer places)
  - What kinds of clothes do we wear in the fall? (jackets, hats, sweaters)
  - What do animals do to get ready for winter? (store food, nuts, acorns)

### After Reading

- **After reading the book**, ask the following questions:
  - Is the weather hot or chilly in the fall? (chilly)
  - What type of clothes do we wear when it is chilly? (jackets, hats, sweaters)
  - In the fall, what falls off the trees? (leaves)
  - What were some of the colors of the falling leaves? (red, yellow, green, brown)
  - Have you ever played in the leaves outdoors like the children in the story? Tell us about it.
- Show the children the **How Do you know It's Fall?** picture. Ask them to point to objects in the picture and describe them. Encourage them to use the vocabulary word of *fall, chilly, leaves*.



## Conversations and Vocabulary Development

- Activity 1** Place the **Shape Color Leaf** cards on the table. Remind the children that in the fall, leaves change colors. Ask the children to identify the shapes of the leaves and the colors of the leaves. (circle, square, rectangle, triangle, red, yellow, green, brown) Taking turns, have one child at a time pick up a **Shape Color Leaf** card, and identify the shape of the leaf and the color of the leaf. Sing the **Leaf Song** with the children. While singing the song, hold up the leaf cards.

### **Leaf Song**

*(Tune: BINGO)*

Leaves, leaves, all around,  
A (**red, circle**) leaf is on the ground.  
Leaves, leaves, all around,  
Leaves, leaves, all around,  
A (**red, circle**) leaf is on the ground.

Continue singing the song:

**Yellow, square** leaf

**Green, rectangle** leaf

**Brown, triangle** leaf

- Activity 2** Show the children the **Shape Color Leaf** cards. Ask them to tell you the colors they see. Spread them out on the table. Tell the children that the leaves change colors in the fall and fall down on the ground. Read the sentences below and ask the children to identify the rhyming color of the leaf to complete each sentence.

### **Fall Leaf Rhymes**

*(Tune: Itsy, Bitsy Spider)*

The leaf that fell on my **bed**, was the color \_\_\_\_\_. (**red**)  
The leaf that fell into my **Jell-o** was the color \_\_\_\_\_. (**yellow**)  
The leaf that fell on the **ground** was the color \_\_\_\_\_. (**brown**)  
The leaf that rhymes with **bean** was the color \_\_\_\_\_. (**green**)

Continue with some additional colors:

The leaf that fell in my **shoe** was the color \_\_\_\_\_. (**blue**)  
The leaf that fell into my **sink** was the color \_\_\_\_\_. (**pink**)  
The leaf that fell on my **back** was the color \_\_\_\_\_. (**black**)

## Conversations and Language Enhancement

- Activity 1** Remind the children that the weather begins to get cool in the fall. Tell them that the summer is hot, the winter is cold, and the fall is chilly. Sing the **Weather** song with the children and ask them to tell you what the weather is like outdoors. Ask them to tell you if the weather is hot, cold, or chilly.

### **Weather**

*(Tune: Have You Ever Seen a Lassie?)*

Can you tell me what the weather is? Weather is? Weather is?  
Can you tell me what the weather is outside on this day?  
(**Child's name**), Can you tell me what the weather is today?

Repeat the song until all children have had a chance to respond.

- Activity 2** Show the children page 29. Read the words on the page. Ask them to describe what they see in the picture. Ask the children to tell you their favorite activity to do on crisp, fall days. Ask them to use the words *fall*, *leaves*, and *chilly*.

# SEEDS

## Session 2 - Steps to Success

*How Do You Know It's Fall?, Lisa M. Herrington*

### Preparation

- Become familiar with the book by reading it.
- Review the story questions.
- Review the Vocabulary Word Cards – *fall, leaves, chilly*.
- Read the Steps to Success session cards.
- You will need Vocabulary Word Cards, **How Do You Know It's Fall?** picture, **Shape Color Leaf** card, paper, pencils.

### Introduction of Book

- Show the children the cover of the book and ask them to tell you what the story was about. Give them clues about the content of the story if necessary. Encourage the children to talk using full sentences.
- Review the title of the book and the author of the book.

### Reading Aloud

- Review the content of the book by mentioning that fall is one of the seasons of the year when the weather gets chilly and the leaves change colors and fall to the ground.
- Show the children the Vocabulary Word Cards and ask them to read each word and give you a description of each word – *fall, leaves, chilly*. Give clues if needed.
- Read the book.
- **While reading the book**, ask the following questions:
  - What do squirrels do with the acorns and nuts to get ready for winter? (hide them to eat later)
  - Halloween comes in the fall. What large, orange fruit do you pick in the fall? (pumpkin)
  - What happens to the weather in the fall? (turns cooler)

### After Reading

- **After reading the book**, ask the following questions:
  - Why is the chilly season called fall? (the leaves fall off the trees)
  - What are some other things that happen in the fall? (go back to school, Halloween, squirrels gather acorns and nuts, Thanksgiving, football)
  - What is another name for fall? (autumn)

### Conversations and Vocabulary Development

**Activity 1** Show the children the three Vocabulary Word Cards – *fall, leaves, chilly* and read the words on the cards. Give each child one of the cards and ask them to think of a sentence using the word that is printed on their Vocabulary Word Card.

**Activity 2** Show the children the picture, **How Do You Know It's Fall?** Ask them to describe the picture.



**Activity 3** Ask the children to think about the story and the fall season. Ask them to think about as many *fall* words as they can. (cool, season, leaves, colors, autumn, chilly) Write 3-5 of the fall words down on a piece of paper. Ask the children to make up a sentence using the fall words that were written down, such as, “In the fall season, the leaves change colors and fall to the ground and the weather gets chilly.” As the children speak, write their sentences.

## **Conversations and Language Enhancement**

**Activity 1** Turn to pages 24-25 in the book. Tell the children that Thanksgiving is in the fall. This is a time when families eat a special dinner. Show the children the picture of the Thanksgiving feast. Talk about different foods that can be prepared and eaten during the Thanksgiving feast. Ask the children to describe what they like to eat on Thanksgiving Day.

**Activity 2** Show the children page 11 in the book. Ask them to describe what is happening in the picture. Tell them that leaves fall on the ground in the fall and that another name for fall is autumn. Show the children the red, green, yellow, and brown **Shape Color Leaf** cards. Give each child one of the leaves. Sing the **Autumn** song with the children. As the children hear the color of the leaf, ask them to hold it up.

### **Autumn**

*(Tune: London Bridge)*

Autumn leaves are falling down,

Falling down, falling down.

Red, yellow, green, and brown, (leaves go up and down)

The leaves are falling down. (let leaves fall to the ground)

**Activity 3** Play the **I Am Thinking** game with the children. Ask them to listen as you call out the following clues. Ask them to answer the questions in complete sentences.

#### **Clues:**

- **I Am Thinking** about the time of year when the weather gets chilly and you have to wear a jacket. (It is fall.)
- **I Am Thinking** that the leaves are changing colors. What happens to the leaves after they change colors? (The leaves fall to the ground.)
- **I Am Thinking** that some birds migrate. Why do birds migrate in the fall? (to find warmer weather.)


**Activity 4** Summarize the content of the book by telling the students that the book was about the fall season of the year. Give each child a topic and ask him/her to make up a full sentence describing the topic. If the child has difficulty, prompt by giving clues or say a sentence and ask the child to repeat the sentence.

**Prompt 1** After the leaves change colors, they fall on the ground. What are some fun activities you can have with the fallen leaves?

**Prompt 2** In fall it gets chilly. Pretend you are going outdoors in the fall. What would you put on?

**Prompt 3** Because it is chilly in the fall, it is fun to play outdoors. What do you like to play when you go outdoors?

## Vocabulary Word Cards



fall






leaves



chilly

# Shape Color Leaves



## How Do You Know It's Fall?

