

SEEDS

Skill-based Educational Experiences Delivery System

BOOK #25

THE ENORMOUS POTATO

**Retold by
Aubrey Davis**

Materials

Vocabulary Word Cards

Rhyming Word Cards

No Purchased Materials

No claim is made on those materials that are in the public domain.
©2013 Florida Institute of Education at the University of North Florida

Reproduction of these materials for resale or distribution is prohibited.



**FLORIDA INSTITUTE
OF EDUCATION**
at the University of North Florida

University of North Florida • University Center • 12000 Alumni Drive • Jacksonville, Florida 32224–2678
(904) 620–2496 • FAX (904) 620–2454 • <http://www.unf.edu/fie>

SEEDS

Session 1 - Steps to Success

The Enormous Potato, Aubrey Davis

Illustrator: Dušan Petričić

Preparation

- Become familiar with the book by reading it.
- Review the story questions.
- Review the Vocabulary Word Cards – *potato, enormous*.
- Read the Steps to Success session cards.
- You will need Vocabulary Word Cards, **Rhyming Word Cards**.

Introduction of Book

- Show the children the cover of the book and ask them to identify what is pictured on the cover of the book. Point to the people and animals holding the potato and ask the children what they are doing. (holding a potato).
- Identify the title of the book, the author of the book, and the illustrator.

Reading Aloud

- Tell the children that you will be reading a story about a farmer who planted a potato seed and how it grew to be enormous. Tell the children that the word *enormous* means very large.
- Introduce the Vocabulary Word Cards – *potato, enormous*. Give a child-friendly definition for each word.
- Read the book. While reading the book, match the Vocabulary Word Cards to the pictures in the book.
- **While reading the book**, ask the following questions:
 - What did the farmer plant in the soil? (potato eye or seed)
 - What happened to the potato seed? (it grew very big)
 - When the farmer wanted to pull out the potato, what happened? (the potato wouldn't come out of the ground)
 - Who helped the farmer pull the potato out of the ground? (wife, daughter, dog, cat, mouse)

After Reading

- **After reading the book**, ask the following questions:
 - What size was the potato when it came out of the ground? (enormous)
 - What did they do with the potato when it came out of the ground? (washed it, chopped it, cooked it, ate it)

Conversations and Vocabulary Development

Activity 1 Tell the children that they are going to identify some letters that were seen in the book. Say the **Potato, Potato** chant with the children. Point to a letter on the cover of the book each time you say the chant and ask the children to identify each letter.

Potato, Potato

Potato, potato, what letter do you see?

I see the letter (____) looking at me.



Activity 2 A dog and a cat were two of the animals from the story. Ask the children to think of rhyming words for the words **cat** and **dog**. Some examples include the following:

Cat bat, fat, hat, mat, pat, rat, sat

Dog bog, cog, fog, hog, log

Conversations and Language Enhancement

Activity 1 Use the **Rhyming Word Cards** for this activity. Randomly select some of the rhyming word cards. Show the cards to the children and ask them to say the word and think of other words that rhyme. Continue until all children have had several opportunities to rhyme the words.

Activity 2 Use the **Rhyming Word Cards** for this activity. Place rhyming word cards on the table. Tell the children they are going to practice recognizing rhyming words by finding two matching rhyming cards and putting them together. Ask the children to say the rhyming words throughout the game.

Activity 3 Talk about the words *big* and *enormous* with the children. Ask them to think of and name items that are *big* or *enormous*. Ask them to speak in full sentences using words such as big, large, huge, and enormous.

Activity 4 Talk to the children about how friends and family members were helpful in the book. They were kind to each other and they worked together to pull the potato out of the ground. Ask the children to think about ways they can work together and help their friends and families. Some examples might include the following:

Playing catch.

Playing games.

Taking out the trash.

Raking the leaves.

Sweeping the floor.

Baking cookies.

Activity 5 The story was about how people helped each other get the potato out of the ground. Ask the children to tell you how they can help each other. Sing the **If You're Helpful** song with the children.

If You're Helpful

(Tune: If You're Happy and You Know It)

If you're helpful and you know it, clap your hands.

If you're helpful and you know it, clap your hands.

If you're helpful and you know it, and you really want to show it,

If you're helpful and you know it, clap your hands.

SEEDS

Session 2 - Steps to Success

The Enormous Potato, Aubrey Davis

Illustrator: Dušan Petričić

Preparation

- Become familiar with the book by reading it.
- Review the story questions.
- Review the Vocabulary Word Cards – *potato, enormous*.
- Read the Steps to Success session cards.
- You will need Vocabulary Word Cards, **Rhyming Words Cards**.

Introduction of Book

- Ask the children to describe how the potato seed grew to be an enormous potato. Ask the children to think of synonyms for the word *enormous*. (large, big, huge, giant, massive) Ask the children to use one of the words in a sentences.
- Identify the title of the book, the author of the book, and the illustrator.

Reading Aloud

- Ask the children to retell the story starting with when the farmer planted the potato seed. Give the children verbal clues about the sequence of the story.
- Tell the children there are many jobs that require more than one person to finish the job. Ask the children to recall times when they worked together to finish a task.
- Show the Vocabulary Word Cards to the children and point to and name each word.
- Read the book.
- **While reading the book**, ask the following questions:
 - Who planted the potato seed? (farmer)
 - What sound did the dog make? (rowf, rowf, rowf)
 - What sound did the cat make? (meow, meow, meow)
 - What sound did the mouse make? (squeak, squeak, squeak)

After Reading

- **After reading the book**, ask the following questions:
 - Why didn't the potato come out of the ground? (it was too big)
 - After the potato was cooked, what did the people bring? (forks, bowls, butter, salt)
 - Have you ever eaten a potato? Did you like it?
 - What does the word **enormous** mean? What other things can you think of that are enormous?
 - In the story, we found out that when people helped each other, they were able to pull the potato out of the ground. How can we help each other?




Conversations and Vocabulary Development

- Activity 1** Group two children together and ask them to talk to each other and come up with a new ending for the book. After a few minutes, have the groups share their new endings with the group.
- Activity 2** Play the **I Am Thinking** game with the children. Give the children the following clues:
- **I Am Thinking** that I want to plant some vegetables in my garden. What can I plant?
 - **I Am Thinking** that I want to build a high tower and I need help. What can I do?
 - **I Am Thinking** that the potato in the story was enormous. What are some other enormous things?

Conversations and Language Enhancement

- Activity 1** Use the **Rhyming Word Cards** for this activity. Place the rhyming word cards on the table. Tell the children they are going to practice recognizing rhyming words by finding two matching rhyming cards and putting them together. Ask the children to say the rhyming words throughout the game.
- Activity 2** Show the children the page in the book where the people are eating the enormous potato. Ask the children to describe what they see in the picture. Tell the children to pretend that they are going to be planting a garden. Ask them what kinds of fruits and vegetables they are going to plant in their gardens.
- Activity 3** Remind the children that the book was about how the farmer grew an enormous potato. Give each child a topic and ask him/her to make up a full sentence describing the topic. If the child has difficulty, prompt by giving clues or say a sentence and ask the child to repeat the sentence.
- Prompt 1** Pretend that you grew an enormous potato. How would you get it out of the ground?
- Prompt 2** If you had an enormous potato, what would you do with it?
- Prompt 3** Make up a story about helping each other in your family.

Vocabulary Word Cards




potato




enormous


Rhyming Word Cards



cat



hat




mouse

Rhyming Word Cards



house



cake




rake

Rhyming Word Cards



man



fan

