

SEEDS

Skill-based Educational Experiences Delivery System

BOOK #23

FROM THE GARDEN

**by
Michael Dahl**

Materials

Vocabulary Word Cards

Vegetable Picture Cards

Number Word Cards

2" Numbers (2 sets)

No claim is made on those materials that are in the public domain.
©2013 Florida Institute of Education at the University of North Florida

Reproduction of these materials for resale or distribution is prohibited.



**FLORIDA INSTITUTE
OF EDUCATION**
at the University of North Florida

University of North Florida • University Center • 12000 Alumni Drive • Jacksonville, Florida 32224-2678
(904) 620-2496 • FAX (904) 620-2454 • <http://www.unf.edu/fie>

SEEDS

Session 1 - Steps to Success

From the Garden, Michael Dahl

Illustrator: Todd Ouren

Preparation

- Become familiar with the book by reading it.
- Review the story questions.
- Review the Vocabulary Word Cards – *garden, numbers*.
- Read the Steps to Success session cards.
- You will need Vocabulary Word Cards, numbers, **Vegetable Picture Cards**.

Introduction of Book

- Show the children the cover of the book and ask them to identify what is pictured on the front cover. Point to the child on the cover. Tell the children the child has lettuce in his hand and there is lettuce in the wagon. Ask the children to count the heads of lettuce.
- Identify the title of the book, the author of the book, and the illustrator.

Reading Aloud

- Tell the children that you will be reading a story about counting items that are growing in a garden.
- Introduce the Vocabulary Word Cards – *garden, numbers*. Give a child-friendly definition for each word.
- As you read the book, point to the vegetables and the printed number words. Count the garden items on each page.
- Read the book.
- **While reading the book**, ask the following questions:
 - Ask the children to count the vegetables on each page.
 - What did the children make with the vegetables from the garden? (salad)

After Reading

- **After reading the book**, ask the following question:
 - What were some of the vegetables that we counted in the book?

Conversations and Vocabulary Development

- Activity 1** Randomly place the numbers on the table. As you point to the numbers, ask the children to identify the numbers. Sing the **One Little, Two Little** song with the children. While singing the song, point to the numbers.

One Little, Two Little

(Tune: Ten Little Indians)

One little, two little, three little vegetables.

Four little, five little, six little vegetables.

Seven little, eight little, nine little vegetables.

Ten little vegetables all in a row.



Activity 2 Place the 10 **Vegetable Pictures** and the numbers on the table. Point to the vegetables on each card and ask the children to identify the vegetables. Ask the children to count the number of vegetables on each card and place the corresponding number on the picture.

Conversations and Language Enhancement

Activity 1 Give each child one of the numbers. Ask them to identify their numbers and count to that number. Continue until all of the numbers have been counted.

Activity 2 Randomly place one of the numbers on the table. Ask the children to tell you what number comes before the number on the table. Continue until all of the numbers have been used.

Activity 3 Randomly place one of the numbers on the table. Ask the children to tell you what number comes after the number on the table. Ask the children to find the corresponding number. Continue until all of the numbers have been used.

Activity 4 Randomly place the numbers on the table. Ask the children to arrange the numbers in order.

Activity 5 Place the numbers on the table. Tell the children you are going to be holding up fingers that you want them to count. After they count your fingers, ask them to point to the corresponding number. Continue the activity until the numbers 1 – 9 are used.

Activity 6 Give children opportunities to count everyday objects.

- How many buttons do you have on your shirt? Find the number.
- How many shoes do you have on your feet? Find the number.
- How many ears do you have? Find the number.
- How many eyes do you have? Find the number.
- How many legs do you have? Find the number.
- How many fingers do you have on one hand? Find the number.

Activity 7 Place the numbers on the table and give each child 1-2 **Vegetable Picture Cards**. Ask them to find the corresponding number on the table.

SEEDS

Session 2 - Steps to Success

From the Garden, Michael Dahl

Illustrator: Todd Ouren

Preparation

- Become familiar with the book by reading it.
- Review the story questions.
- Review the Vocabulary Word Cards – *garden, numbers*.
- Read the Steps to Success session cards.
- You will need Vocabulary Word Cards, numbers, **Number Word Cards**, **Vegetable Picture Cards**.

Introduction of Book

- Ask the children to describe the picture on the cover of the book.
- Identify the title of the book, the author of the book, and the illustrator.

Reading Aloud

- Ask the children to tell you what the book was about. (counting vegetables)
- Show the Vocabulary Word Cards and ask the children to read them. (garden, numbers)
- Read the book.

After Reading

- **After reading the book**, ask the following questions:
 - What are some things you can do with vegetables? (make salads, make soup, make healthy snacks)
 - What is your favorite vegetable?

Conversations and Vocabulary Development

Activity 1 Go through the pages of the book and ask the children to find the hidden numbers on the pages.

1	on stem of tomato	2	in Tony's ear
3	in Sarah's pony tail	4	on the handle of the wagon
5	on the broccoli stem	6	on the basket handle
7	on the collar of the shirt	8	the earring
9	on the boy's hat	10	on the radish sign and row marker
11	on the yellow pepper	12	in the top left salad

Give children many opportunities to look through the book to find the hidden numbers on the pages.

Activity 2 Randomly place the **Number Word Cards** around the room. Give each child a number from one through ten. Ask the children to find the corresponding **Number Word Cards**.



- Activity 3** Show the children the numbers. Place them on the table and ask the children to identify each number. Randomly place the **Number Word Cards** on the floor and sing the **Find the Number** song with the children.

Find the Number

(Tune: If You're Happy and You Know It)

There are numbers on the floor, on the floor.

There are numbers on the floor, on the floor.

There are numbers one the floor, 1, 2, 3, and many more.

There are numbers on the floor, on the floor.

Verse 1

Find a one on the floor, on the floor.

Find a two on the floor, on the floor.

Find a three on the floor, on the floor.

Find a four on the floor, on the floor.

Find a five on the floor, on the floor.

Verse 2

Find a six on the floor, on the floor.

Find a seven on the floor, on the floor.

Find an eight on the floor, on the floor.

Find a nine on the floor, on the floor.

Find a ten on the floor, on the floor.

Conversations and Language Enhancement

- Activity 1** Place the **Number Word Cards** and the numbers on the table. Ask the children to match the numbers to the number cards. Identify each of the numbers.

- Activity 2** Sing the **Tell Me a Number** song with the children. At the end of each sentence in the song, ask the children to tell you the number.

Tell Me a Number

(Tune: Here We Go Round the Mulberry Bush)

Tell me a number that comes after (2).

Tell me a number that comes after (2).

Tell me a number that comes after (2).

Who can tell me the number?

Repeat the song by changing the numbers.

- Activity 3** Remind the children that the book was about counting vegetables. Give each child a topic and ask him/her to make up a full sentence describing the topic. If the child has difficulty, prompt by giving clues or say a sentence and ask the child to repeat the sentence.

Prompt 1 Pretend you are planting a garden. What vegetables would you plant?

Prompt 2 Harry carried lettuce in his wheel barrel. What other kinds of vegetables can be carried in a wheel barrel?

Prompt 3 Pretend you are making a salad for your family. What vegetables are you going to be putting in your salad?

Vocabulary Word Cards



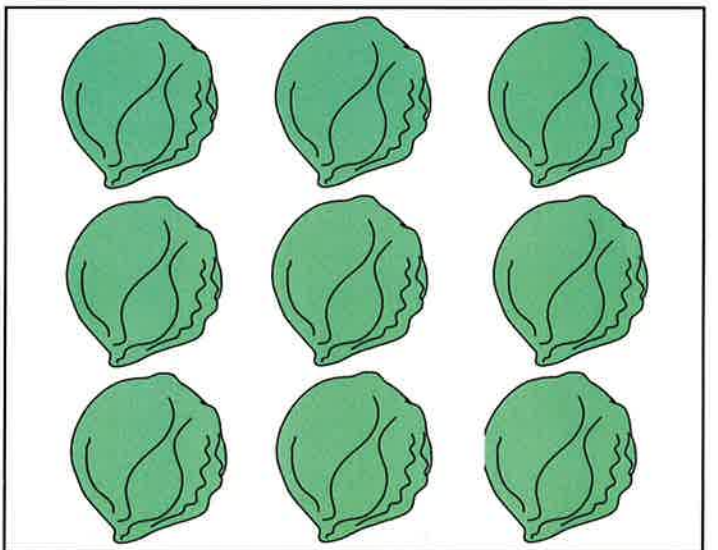
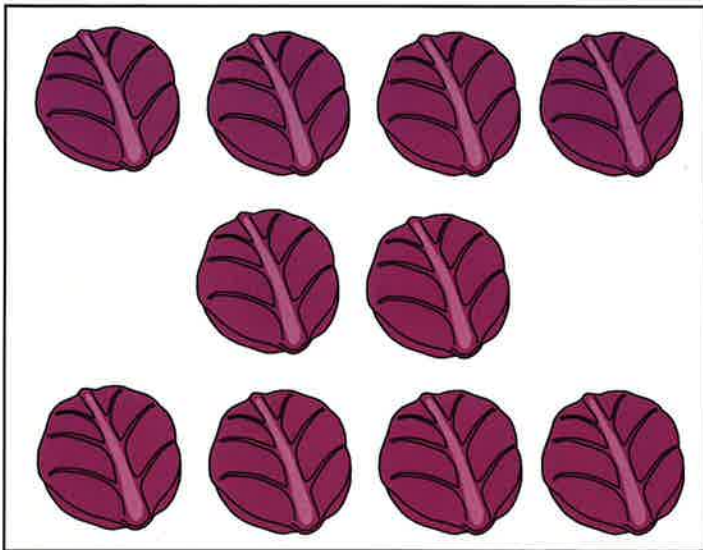




garden



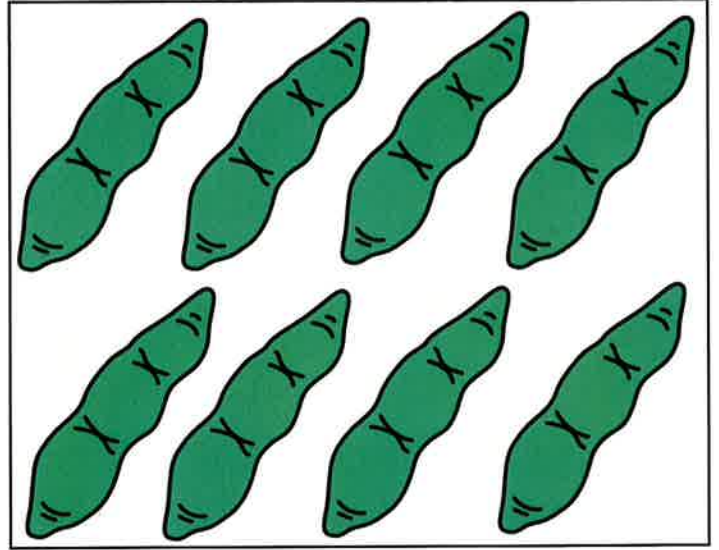
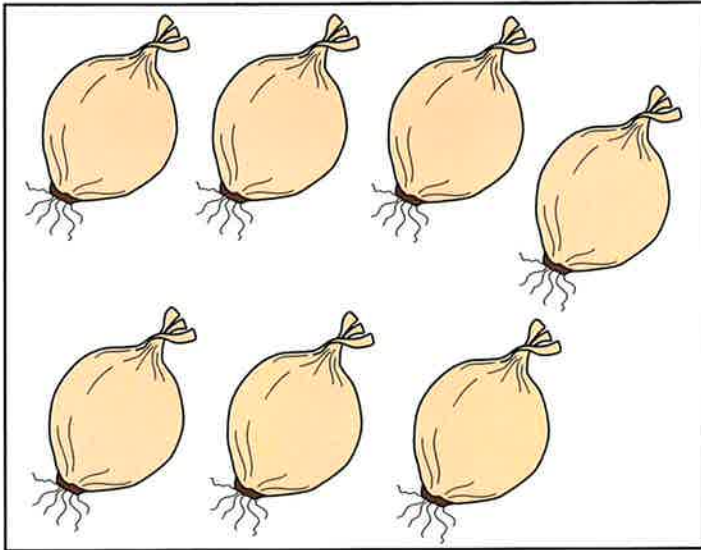
10 4 7
3 9 1
6
2 5 8

numbers

Vegetable Picture Cards



Vegetable Picture Cards



Number Word Cards

one

two

three

four

five

six

seven

eight

nine

ten

