

SEEDS

Skill-based Educational Experiences Delivery System

BOOK #16

THE JACKET I WEAR IN THE SNOW

**by
Shirley Neitzel**

Materials

Vocabulary Word Cards

Building a Snowman

Snowman Clothes

The Jacket I wear in the Snow Picture

3 Lap-Sized Chalkboards

Box of Chalk

Chalk Eraser

No claim is made on those materials that are in the public domain.
©2013 Florida Institute of Education at the University of North Florida

Reproduction of these materials for resale or distribution is prohibited.



**FLORIDA INSTITUTE
OF EDUCATION**
at the University of North Florida

University of North Florida • University Center • 12000 Alumni Drive • Jacksonville, Florida 32224-2678
(904) 620-2496 • FAX (904) 620-2454 • <http://www.unf.edu/fie>

SEEDS

Session 1 - Steps to Success

The Jacket I Wear in the Snow, Shirley Neitzel *Illustrator: Nancy Winslow Parker*

Preparation

- Become familiar with the book by reading it.
- Review the story questions.
- Review the Vocabulary Word Cards – *snow, jacket, mother*.
- Read the Steps to Success session cards.
- You will need Vocabulary Word Cards, **The Jacket I Wear in the Snow** picture, **Building a Snowman, Snowman Clothes**, 3 chalkboards, chalk, and chalk eraser.

Introduction of Book

- Show the children the cover of the book and ask them to identify what is pictured on the front cover. Point to the snowman and ask the children to tell you what it is. Ask them to tell you what the child on the cover is doing?
- Ask the children to look at the picture on the cover of the book and ask them if they think the weather is warm or cold?
- How can you tell that it is cold outside? (snowman, child with jacket, cap, scarf, boots, mittens)
- Identify the title of the book, the author of the book, and the illustrator.

Reading Aloud

- Tell the children that you will be reading a story about a child who wears warm clothes when she goes out in the snow.
- Introduce the Vocabulary Word Cards – *snow, jacket, mother*. Give a child-friendly definition for each word.
- Go through the pages of the book and point to and match the Vocabulary Word Cards to the pictures.
- Read the book. While reading the book, point to and highlight the following cold weather pictures: *jacket, scarf, cap, mittens, sweater, jeans, boots, long underwear, and socks*. Talk about cold weather clothes.
- **While reading the book**, ask the following questions:
 - What do you put around your neck to keep warm in cold weather? (scarf)
 - What do you put on your head to keep warm? (cap/hat)
 - What do you put on your hands to keep warm? (mittens)
 - What two things do you put on your feet to keep warm? (socks and boots)

After Reading

- **After reading the book**, ask the following questions:
 - What happened when the girl got on the sled? (the snowman fell over and the child started to cry)
 - What did the child's mother do to help? (wiped her tears and carried her inside the house)
 - After the child took off the warm clothes, what did the child and the mother do? (had a snack)
- Show the children the picture of the **The Jacket I Wear in the Snow**. Ask them to point to and describe each piece of clothing.



Conversations and Vocabulary Development

Activity 1 Show the children the picture of the snowman on the cover of the book. Tell them they are going to build a snowman. Ask the children to use the pieces of the **Building a Snowman** cutouts for this activity. Place the snowman pieces on the table and ask the children to begin putting together the body, the eyes, nose, mouth, arms and hat. Sing the **We Will Build a Snowman** song with the children.

We Will Build a Snowman

(Tune: I'm a Little Teapot)

We will build a snowman, big and fat.
Please don't forget to put on his hat.
Give him two big eyes, a nose and a mouth.
Don't forget he needs to shout.

Activity 2 Leave the snowman pattern on the table and place the **Snowman Clothes** cutouts on the table. As you point to each clothing item, ask the children to name the clothing items. Tell the children it is cold outdoors and they need to put warm clothes on the snowman. Give each child one piece of clothing and ask them to put it on the snowman as they chant **Snowman**.

Snowman

Snowman, snowman, big and round.
Snowman, snowman, put on your *jacket*.
Snowman, snowman, put on your *hat*.
Snowman, snowman, put on your *mittens*.
Snowman, snowman, put on your *boots*.
Snowman, snowman, big and round.

Conversations and Language Enhancement

Activity 1 Tell the children you want them to help you finish some sentences. Tell them you are going to start the sentence, and they will finish the sentence. Repeat the activity until all of the children have had a chance to finish the sentences.

- I wear a jacket in the snow because _____.
- When I go outdoors in the cold, my hands get cold and I put on _____.
- When my feet are cold, I need to put on _____.

Activity 2 Show the children the *snow* Vocabulary Word Card. Ask them to read the word *snow* on the card. Ask them to tell you everything they know about snow. Give each child a chalkboard and a piece of chalk. Ask them to draw a picture of a snowman and tell them to draw snow falling from the sky. Ask them to write the word *snow* at the bottom of their pictures.

Activity 3 Give each child a chalkboard and chalk. Tell them to pretend they are going outside on a very cold day. Ask them to draw a picture of themselves. Ask them to draw the clothes they will need to wear in the cold weather.

SEEDS

Session 2 - Steps to Success

The Jacket I Wear in the Snow, Shirley Neitzel Illustrator: Nancy Winslow Parker

Preparation

- Become familiar with the book by reading it.
- Review the story questions.
- Review the Vocabulary Word Cards – *snow, jacket, mother*.
- Read the Steps to Success session cards.
- You will need Vocabulary Word Cards, **The Jacket I Wear in the Snow** picture, **Building a Snowman, Snowman Clothes**, 3 chalkboards, chalk, and chalk eraser.

Introduction of Book

- Show the children the cover of the book and ask them to describe what the book is about. Give them clues about the content of the story if necessary.
- Identify the title of the book, the author of the book, and the illustrator.

Reading Aloud

- Review the content of the book by asking the children to tell you why the child was wearing heavy clothes. (it was cold outdoors)
- Show the children the Vocabulary Word Cards and ask them to go through the pages of the book and match the word cards with the pictures in the book.
- Read the book.
- **While reading the book**, ask the following questions:
 - Why did the girl start crying while playing in the snow? (snowman fell over)
 - The girl's mother helped her take off all of her warm clothes. What were some of the warm clothes that she took off? (cap, scarf, mittens, jacket, sweater, boots, jeans, long underwear, and socks)

After Reading

- **After reading the book**, ask the following questions:
 - Why did the little girl need to put on all of the warm clothes at the beginning of the story? (to keep warm)
 - How would the child feel if she didn't have warm clothes to put on in the cold weather? (very cold)
 - Have you ever played in the snow? What did you do?
 - Why can't you play in the snow in Florida? (it is too warm for it to snow)
- Show the children the pattern of **The Jacket I Wear in the Snow**. Ask the children to identify each article of clothing the child is wearing and describe the snowman. Make up a story about a boy and snowman.



Conversations and Vocabulary Development

- Activity 1** After reading the book, ask the children how they would build a snowman. Use the **Building a Snowman** cut outs for this activity. Ask the children to build a snowman using the cut out pieces. Give each child a chalkboard and ask them to draw a picture with a snowman in it. Ask them to print the word *snow* at the bottom of the picture.
- Activity 2** Place the **Snowman Clothes** on the table. Ask the children to identify each clothing item. Say each sentence below and ask the children to hold up the missing clothing picture that rhymes with the word.
- Don't make a **racket** when you zip your _____. (jacket)
 - On my **lap**, there is a pink _____. (cap)
 - When an owl **hoots**, we put on our _____. (boots)
 - I have a sweet little **kitten**, who never wears _____. (mittens)

Conversations and Language Enhancement

- Activity 1** Give each child a chalkboard, a piece of chalk, and a chalk eraser. Ask the children to draw three large snowballs. Ask them to print the letters **s**, **j**, and **m** on the snowballs. Ask them to tell you the name of the letters and the sounds the letters make. Remind them that *snow* begins with the letter **s**, *jacket* begins with the letter **j**, and *mother* begins with the letter **m**. Ask them to think of many words that begin with the letters **s**, **j**, and **m**. Ask them to draw a picture of snow, a jacket, and a mother. Sing the **Snowball** song with the children.

Snowball

(Tune: Frère Jacques)

Make a snowball, make a snowball.

Print the letter **s**, print the letter **s**.


What are other words, what are other words,

That begin with the letter **s**?

Continue singing the song using the letters **j** and **m**.

- Activity 2** Ask the following questions and have the children answer them:
- It is winter and I am going to school. What should I put on to keep me warm? (jacket)
 - What can I put on my head when it is cold outdoors? (cap)
 - My neck gets very cold in the winter. What can I put on my neck? (scarf)
 - It is cold outdoors. Should I wear long pants or shorts? (long pants)
 - What do I need to wear when I walk in the snow? (boots)
- Activity 3** Remind the children that the book was about a child going out to play in the snow. Give each child a topic and ask him/her to make up a full sentence describing the topic. If they have difficulty, prompt by giving clues, or say a sentence and ask the child to repeat the sentence.
- Prompt 1** Pretend it is snowing and you want to go out in the snow and build a snowman. What would you do?
- Prompt 2** Pretend it is snowing. What would you like to do when you are playing in the snow?
- Prompt 3** Think of all of the winter clothes the girl had in the story. What clothes do you wear in the winter?

Vocabulary Word Cards



snow

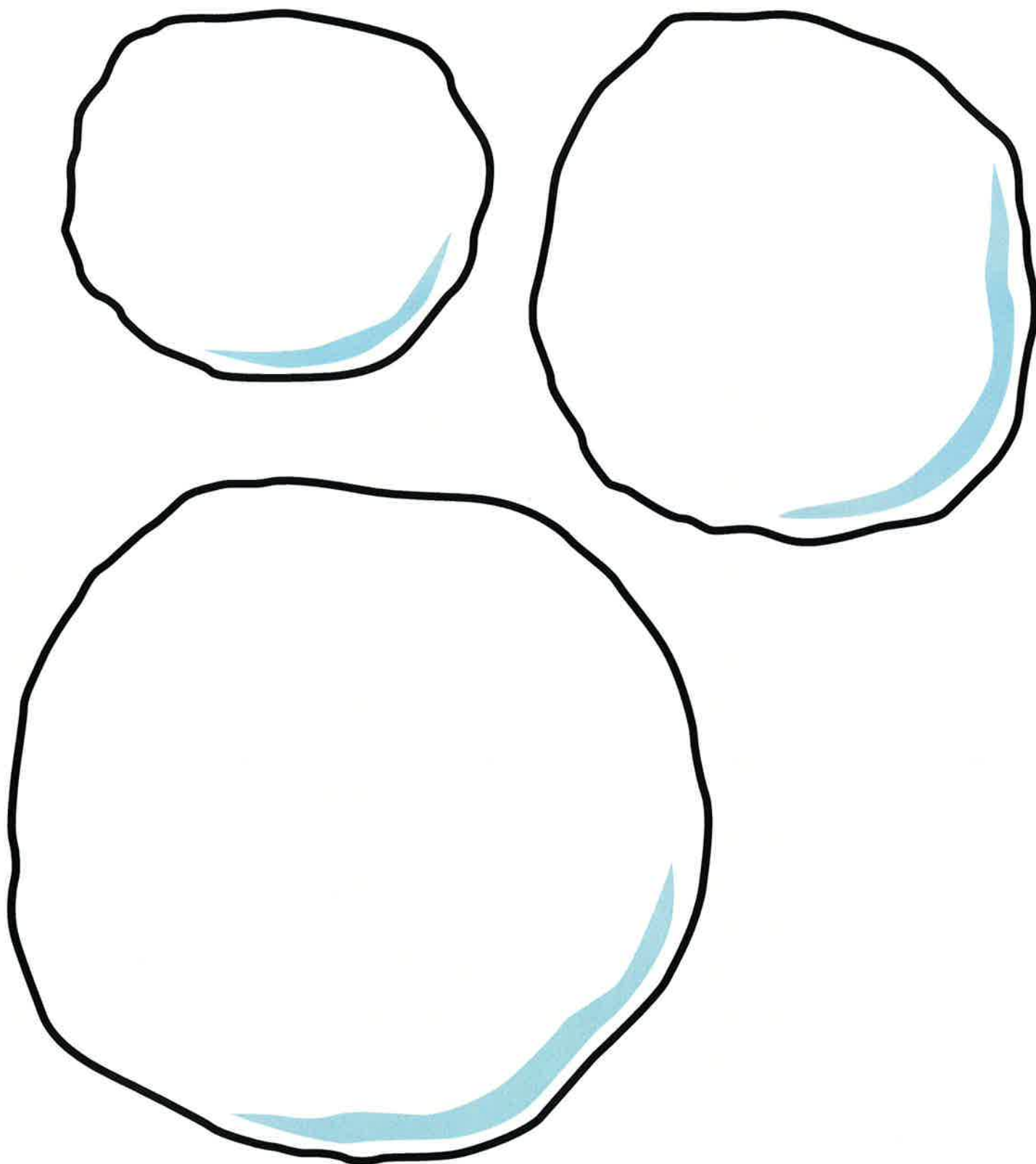


jacket







mother



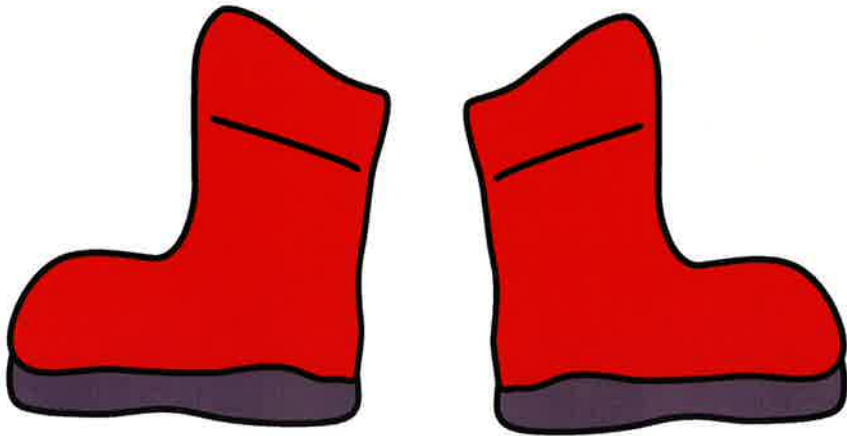

Building a Snowman



Building a Snowman



Snowman Clothes



The Jacket I Wear in the Snow Picture



